

Scaled data based on original data using  
LM-79-08 Approved Method: Electrical and Photometric Measurements of Solid-  
State Lighting Products

Test Report Prepared for  
Cooper Lighting Solutions  
(formerly Eaton)

Brand: INVUE

Report Number: P670963

Luminaire Tested: **CCP-SA-1F-740-U-T4FT**

Issue Date: 04/16/2023



**Test Information**

Test Method: LM-79-08  
Report Number: P670963  
Test Lab: INNOVATION CENTER(G1)  
Issue Date: 04/16/2023  
Manufacturer: COOPER LIGHTING SOLUTIONS (FORMERLY EATON)  
Product Line: INVUE  
Catalog Number: CCP-SA-1F-740-U-T4FT  
Description: INVUE CLEAR CURVE POLE MOUNT LIGHT SQUARE LUMINAIRE @1200mA w/ T4FT distribution lens  
Light Source: (16) 4000K CCT, 70 CRI LEDS  
Ballast/Driver: ELECTRONIC DRIVER

**Summary**

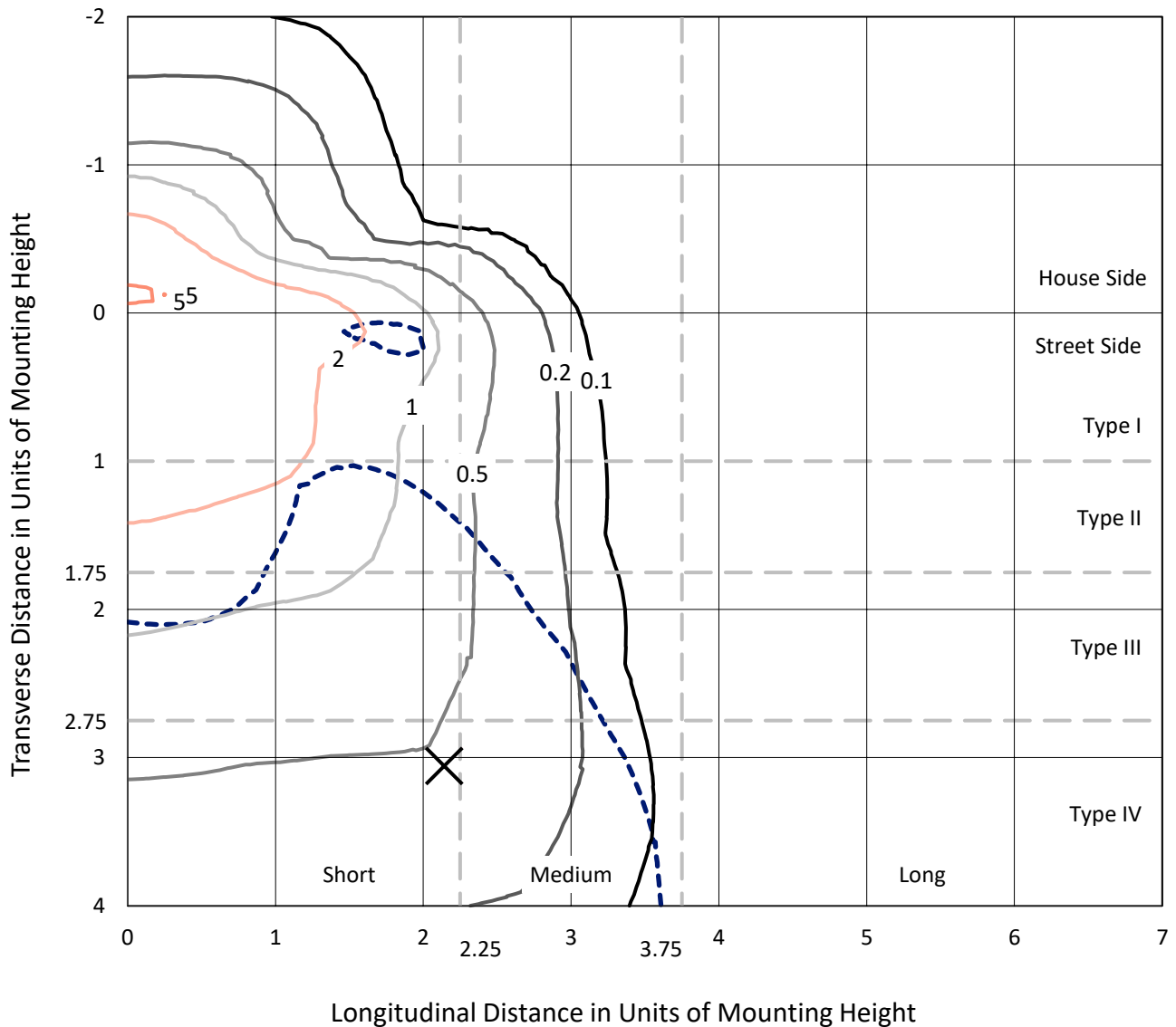
Lumens per Lamp: N/A  
Luminaire Lumens: 7493.1 lumens  
Efficiency: N/A  
Efficacy: 111.8 lumens/watt  
Luminous Opening: Rectangular (W 1' x L: 0.5' x H: 0')  
IES Classification: Type IV - Short  
BUG Rating: B1 - U0 - G2

Input Watts (W): 67  
Input Voltage (V): 120  
Input Current (Ain): NR  
Voltage Rise (V): NR  
Power Factor: NR  
Total Harmonic Distortion (THDi): NR  
Frequency (hertz): 60  
Stabilization Time: NR  
Operation Time: NR  
Ambient Temperature (°C): NR  
Test Distance: 25 FT

REPORT NUMBER: P670963  
 CATALOG NUMBER: CCP-SA-1F-740-U-T4FT

### Iso-Footcandle Lines of Horizontal Illumination

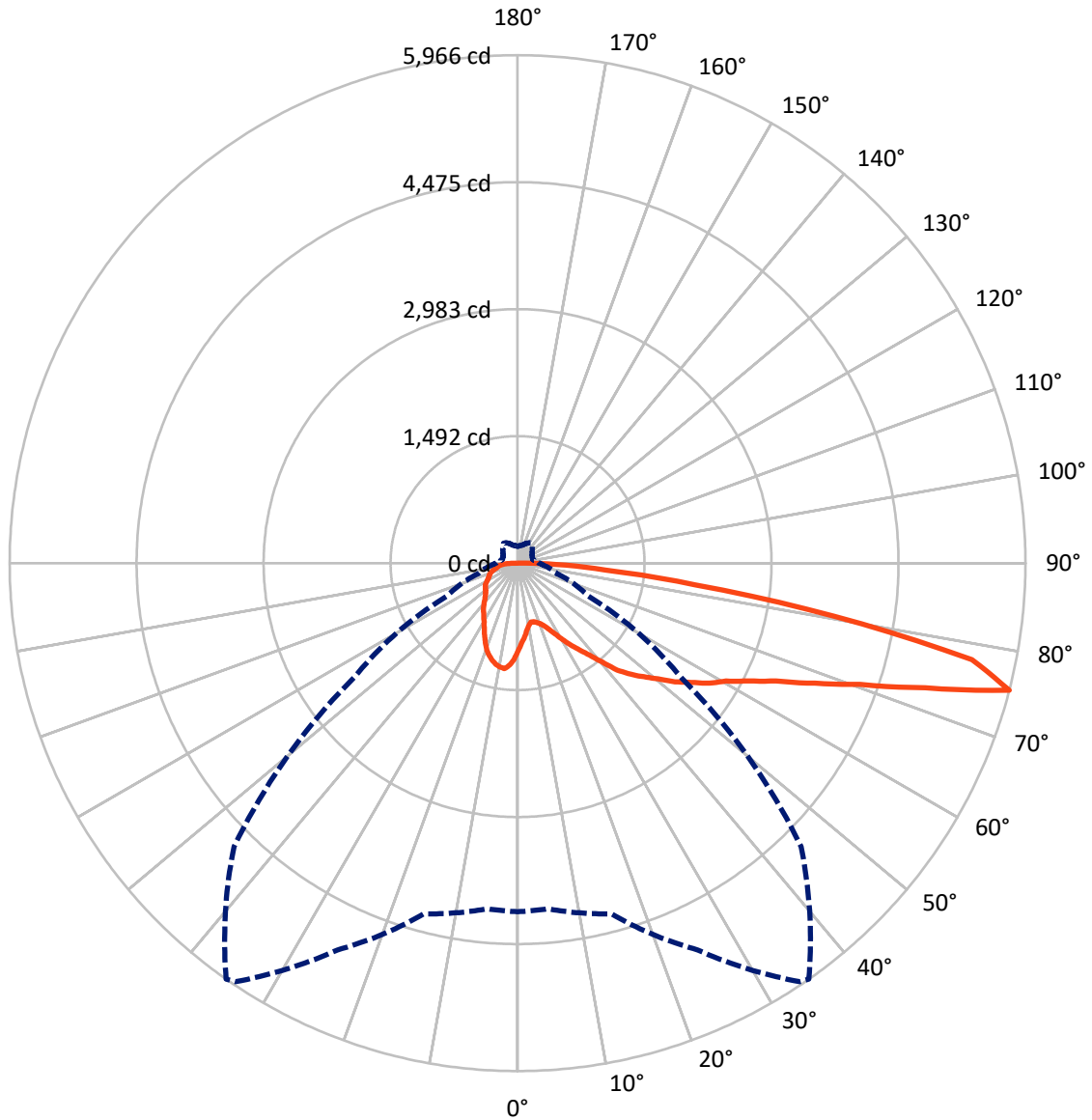
× Max cd  
 - - - 1/2 Max cd



Based on 15 foot mounting height. Maximum calculated value = 5.4 fc  
 Type IV - Short - N/A

REPORT NUMBER: P670963  
CATALOG NUMBER: CCP-SA-1F-740-U-T4FT

### Luminous Intensity Polar Plot



— Vertical Plane Through 35-Deg Lateral    - - - Horizontal Cone Through 75-Deg Vertical

REPORT NUMBER: P670963  
 CATALOG NUMBER: CCP-SA-1F-740-U-T4FT

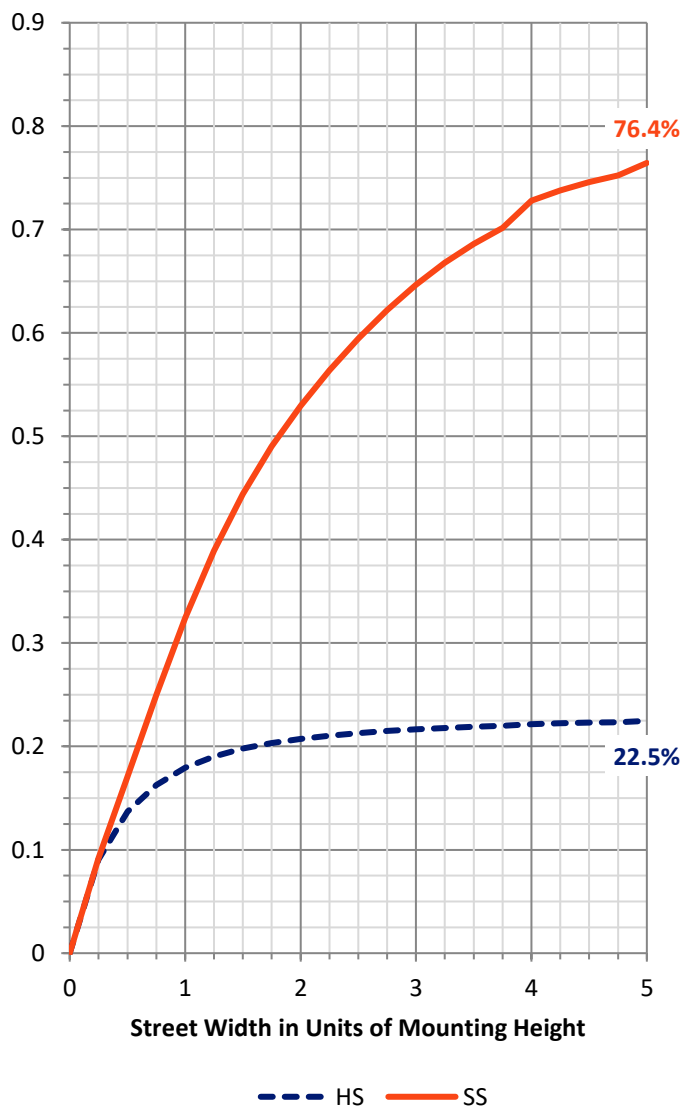
**FLUX DISTRIBUTION:**

		Downward	Upward	Total
<b>House Side</b>	Lumens	1722.1	0.0	1722.1
	% Fixture	23.0	0.0	23.0
<b>Street Side</b>	Lumens	5771.0	0.0	5771.0
	% Fixture	77.0	0.0	77.0
<b>Total</b>	Lumens	7493.1	0.0	7493.1
	% Fixture	100.0	0.0	100.0

**Coefficient of Utilization**

**ZONAL LUMENS:**

Zone	Lumens	% Fixture
0°-10°	97.8	1.3
10°-20°	283.9	3.8
20°-30°	471.1	6.3
30°-40°	698.3	9.3
40°-50°	1006.9	13.4
50°-60°	1384.6	18.5
60°-70°	1710.3	22.8
70°-80°	1564.7	20.9
80°-90°	275.5	3.7
90°-100°	0.0	0.0
100°-110°	0.0	0.0
110°-120°	0.0	0.0
120°-130°	0.0	0.0
130°-140°	0.0	0.0
140°-150°	0.0	0.0
150°-160°	0.0	0.0
160°-170°	0.0	0.0
170°-180°	0.0	0.0
0°-90°	7493.1	100.0
0°-180°	7493.1	100.0



REPORT NUMBER: P670963

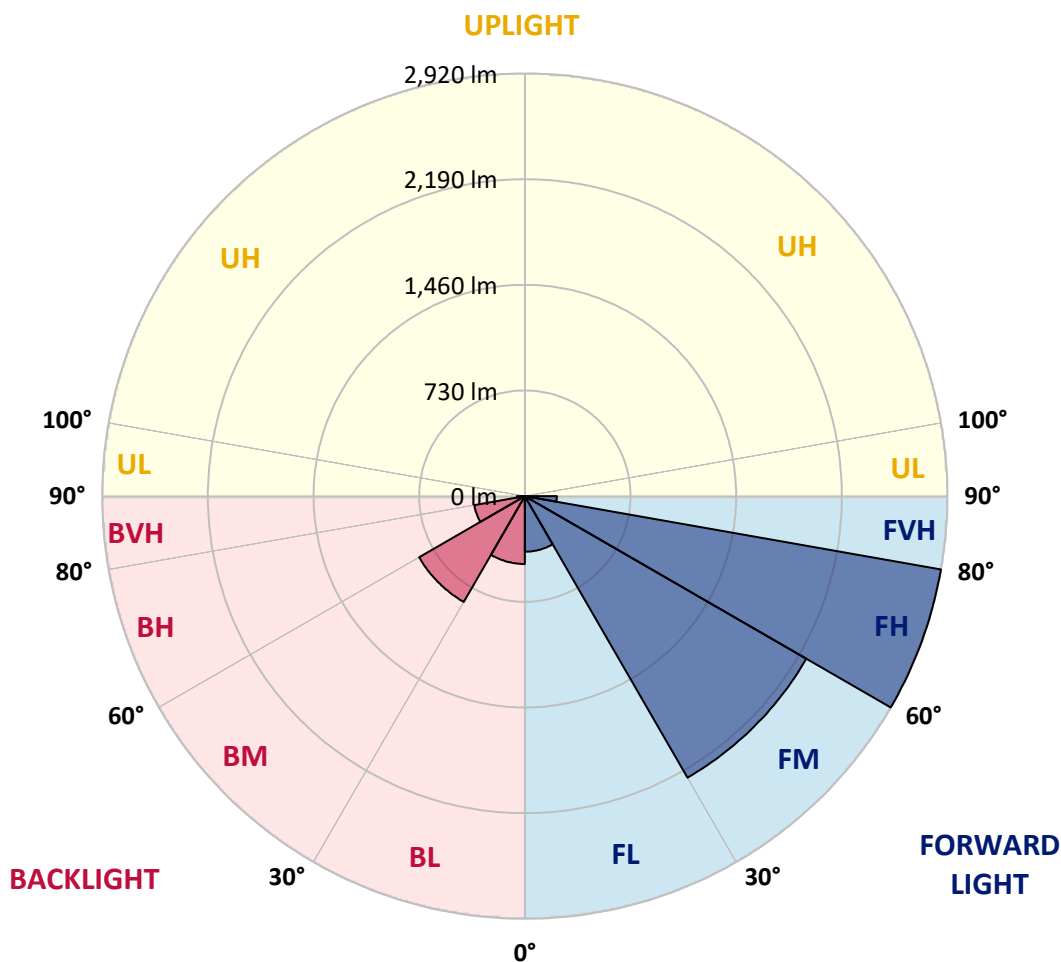
CATALOG NUMBER: CCP-SA-1F-740-U-T4FT

**LUMINAIRE CLASSIFICATION SYSTEM LUMEN TABLE AND BUG RATING:**

Zone	Lumens	% Fixture	Zone Rating/Lumen Limit		
			B	U	G
FL (0°-30°)	384.1	5.1			
FM (30°-60°)	2245.9	30.0			
FH (60°-80°)	2919.9	39.0			G2/5000
FVH (80°-90°)	221.1	3.0			G2/225
BL (0°-30°)	468.7	6.3	B1/500		
BM (30°-60°)	843.9	11.3	B1/1000		
BH (60°-80°)	355.1	4.7	B1/500		G1/500
BVH (80°-90°)	54.4	0.7			G1/100
UL (90°-100°)	0.0	0.0		U0/0	
UH (100°-180°)	0.0	0.0		U0/0	

**BUG Rating: B1-U0-G2**

Type IV Short





REPORT NUMBER: P670963

CATALOG NUMBER: CCP-SA-1F-740-U-T4FT

**CANDELA DISTRIBUTION (FULL):**

	0°	5°	15°	25°	34°	35°	45°	55°	65°	75°	85°
0°	1026.6	1026.6	1026.6	1026.6	1026.6	1026.6	1026.6	1026.6	1026.6	1026.6	1026.6
2.5°	930.0	921.7	930.0	935.5	935.5	935.5	943.8	968.6	985.2	996.2	1015.6
5°	833.4	836.2	841.7	855.5	863.8	869.3	883.1	913.4	938.3	974.2	1015.6
7.5°	747.9	753.4	761.7	775.5	794.8	792.0	822.4	863.8	910.7	957.6	1018.3
10°	703.7	714.8	717.5	720.3	739.6	739.6	781.0	827.9	885.8	946.6	1018.3
12.5°	712.0	712.0	703.7	701.0	712.0	709.2	745.1	800.3	863.8	949.3	1029.4
15°	736.8	736.8	720.3	703.7	720.3	714.8	745.1	789.3	863.8	952.1	1051.4
17.5°	769.9	772.7	753.4	725.8	731.3	734.1	756.1	797.5	863.8	957.6	1081.8
20°	836.2	822.4	792.0	747.9	767.2	758.9	792.0	827.9	880.3	979.7	1125.9
22.5°	894.1	894.1	836.2	797.5	800.3	800.3	830.7	861.0	905.2	1010.0	1159.1
25°	988.0	982.4	910.7	852.7	858.3	861.0	877.6	913.4	946.6	1026.6	1200.4
27.5°	1106.6	1092.8	1021.1	954.8	932.8	941.0	949.3	976.9	985.2	1054.2	1250.1
30°	1233.6	1214.2	1153.5	1048.7	1037.6	1040.4	1026.6	1043.1	1032.1	1098.3	1299.8
32.5°	1313.6	1313.6	1255.6	1178.4	1148.0	1148.0	1101.1	1112.1	1112.1	1139.7	1388.1
35°	1382.6	1377.1	1338.4	1280.5	1261.2	1250.1	1203.2	1219.8	1192.2	1219.8	1512.3
37.5°	1487.5	1470.9	1454.3	1415.7	1377.1	1368.8	1344.0	1355.0	1316.4	1302.6	1653.0
40°	1608.9	1600.6	1584.0	1567.5	1528.8	1526.1	1498.5	1509.5	1468.1	1415.7	1793.8
42.5°	1788.3	1763.4	1711.0	1697.2	1705.5	1716.5	1705.5	1686.1	1611.6	1545.4	1945.6
45°	1967.6	1929.0	1829.7	1807.6	1871.0	1862.8	1909.7	1901.4	1780.0	1675.1	2105.6
47.5°	2083.5	2050.4	1970.4	1956.6	1984.2	1995.2	2136.0	2111.1	1918.0	1793.8	2260.2
50°	2166.3	2169.1	2064.2	2100.1	2136.0	2136.0	2312.6	2309.8	2086.3	1940.0	2461.6
52.5°	2287.8	2249.1	2205.0	2238.1	2287.8	2315.4	2533.4	2472.7	2191.2	2064.2	2687.9
55°	2351.2	2334.7	2296.0	2354.0	2458.9	2472.7	2704.5	2657.5	2309.8	2210.5	2919.7
57.5°	2376.1	2389.9	2453.3	2478.2	2624.4	2660.3	2859.0	2792.8	2420.2	2392.6	3099.1
60°	2486.4	2467.1	2552.7	2652.0	2792.8	2812.1	3052.2	2908.7	2527.8	2511.3	3157.0
62.5°	2710.0	2660.3	2707.2	2825.9	3021.8	3046.7	3256.4	3063.2	2574.8	2591.3	3154.3
65°	3035.6	2999.7	2930.8	3024.6	3300.5	3336.4	3496.5	3195.7	2561.0	2563.7	2930.8
67.5°	3419.2	3361.3	3289.5	3347.5	3684.1	3766.9	3789.0	3253.6	2464.4	2409.2	2384.3
70°	3755.9	3717.3	3670.3	3769.7	4238.8	4269.2	4153.3	3217.8	2196.7	1934.5	1589.6
72.5°	4070.5	4051.2	4078.8	4451.3	4989.5	5008.8	4495.5	2991.5	1735.8	1172.9	739.6
75°	4095.3	4076.0	4266.4	5014.3	5930.5	5966.4	4708.0	2345.7	916.2	477.4	311.8
77.5°	2773.5	2831.4	3187.4	4390.6	5447.6	5455.8	3849.7	1090.1	378.1	281.5	218.0
80°	681.6	756.1	1200.4	2271.2	3673.1	3764.2	2108.4	367.0	248.4	215.3	162.8
82.5°	248.4	270.4	488.5	1026.6	2064.2	2100.1	736.8	198.7	179.4	165.6	118.7
85°	118.7	121.4	231.8	505.0	1043.1	1032.1	264.9	118.7	129.7	113.1	71.8
87.5°	49.7	49.7	102.1	234.6	460.9	447.1	85.5	55.2	74.5	66.2	35.9
90°	0.0	0.0	0.0	0.0	0.0	0.0	0.0	0.0	0.0	0.0	0.0



REPORT NUMBER: P670963  
 CATALOG NUMBER: CCP-SA-1F-740-U-T4FT

**CANDELA DISTRIBUTION (continued):**

	90°	95°	105°	115°	125°	135°	145°	155°	165°	175°	180°
0°	1026.6	1026.6	1026.6	1026.6	1026.6	1026.6	1026.6	1026.6	1026.6	1026.6	1026.6
2.5°	1029.4	1034.9	1056.9	1073.5	1090.1	1103.9	1125.9	1125.9	1139.7	1139.7	1139.7
5°	1026.6	1056.9	1092.8	1131.5	1156.3	1181.1	1203.2	1206.0	1214.2	1225.3	1228.0
7.5°	1037.6	1068.0	1125.9	1181.1	1211.5	1222.5	1250.1	1241.8	1241.8	1241.8	1250.1
10°	1059.7	1092.8	1172.9	1222.5	1244.6	1247.4	1239.1	1233.6	1217.0	1211.5	1203.2
12.5°	1076.3	1134.2	1214.2	1252.9	1244.6	1236.3	1217.0	1189.4	1170.1	1164.6	1164.6
15°	1117.7	1175.6	1250.1	1263.9	1250.1	1206.0	1181.1	1150.8	1134.2	1109.4	1120.4
17.5°	1153.5	1219.8	1286.0	1269.4	1241.8	1172.9	1137.0	1092.8	1070.7	1043.1	1043.1
20°	1200.4	1261.2	1319.1	1275.0	1214.2	1139.7	1081.8	1026.6	996.2	968.6	974.2
22.5°	1252.9	1308.1	1338.4	1252.9	1172.9	1087.3	1007.3	954.8	916.2	899.6	905.2
25°	1294.3	1355.0	1349.5	1217.0	1123.2	1021.1	932.8	883.1	874.8	858.3	858.3
27.5°	1346.7	1410.2	1341.2	1172.9	1040.4	916.2	861.0	841.7	841.7	833.4	838.9
30°	1415.7	1459.9	1321.9	1109.4	935.5	822.4	794.8	805.8	825.1	816.9	819.6
32.5°	1528.8	1523.3	1305.3	1037.6	825.1	731.3	750.6	772.7	789.3	797.5	803.1
35°	1639.2	1603.4	1286.0	941.0	723.0	687.2	703.7	728.5	758.9	767.2	769.9
37.5°	1749.6	1686.1	1252.9	822.4	659.6	648.5	665.1	678.9	703.7	709.2	714.8
40°	1865.5	1741.3	1194.9	706.5	607.1	607.1	618.2	620.9	634.7	643.0	648.5
42.5°	1967.6	1793.8	1090.1	598.8	551.9	571.2	574.0	568.5	557.5	563.0	565.7
45°	2091.8	1851.7	968.6	521.6	510.5	535.4	540.9	518.8	499.5	488.5	482.9
47.5°	2213.2	1912.4	863.8	458.1	471.9	510.5	510.5	485.7	452.6	425.0	413.9
50°	2323.6	1973.2	778.2	419.5	433.3	491.2	496.7	449.8	413.9	380.8	375.3
52.5°	2508.5	2075.3	689.9	389.1	411.2	477.4	474.7	433.3	386.4	350.5	347.7
55°	2671.3	2177.4	574.0	358.8	389.1	458.1	466.4	416.7	353.2	320.1	314.6
57.5°	2790.0	2202.2	458.1	328.4	367.0	436.0	447.1	383.6	331.2	303.6	300.8
60°	2812.1	2105.6	372.6	303.6	336.7	405.7	413.9	364.3	314.6	292.5	287.0
62.5°	2710.0	1920.7	317.4	281.5	311.8	375.3	391.9	342.2	298.0	278.7	276.0
65°	2478.2	1650.3	278.7	262.2	295.3	353.2	372.6	325.6	284.2	267.7	264.9
67.5°	1962.1	1266.7	248.4	248.4	273.2	331.2	358.8	314.6	270.4	259.4	256.6
70°	1283.2	761.7	226.3	229.1	256.6	311.8	342.2	300.8	253.9	251.1	245.6
72.5°	551.9	350.5	201.5	209.7	231.8	278.7	317.4	281.5	234.6	226.3	218.0
75°	253.9	212.5	182.1	187.7	207.0	245.6	287.0	259.4	218.0	204.2	195.9
77.5°	179.4	154.5	151.8	162.8	176.6	212.5	253.9	242.8	201.5	190.4	184.9
80°	132.5	118.7	126.9	138.0	146.3	195.9	240.1	223.5	184.9	168.3	160.1
82.5°	93.8	88.3	99.3	110.4	118.7	171.1	220.8	195.9	154.5	140.7	126.9
85°	55.2	58.0	69.0	74.5	82.8	126.9	184.9	157.3	118.7	91.1	88.3
87.5°	24.8	24.8	33.1	35.9	41.4	74.5	124.2	99.3	74.5	58.0	55.2
90°	0.0	0.0	0.0	0.0	0.0	0.0	0.0	0.0	0.0	0.0	0.0

(END OF REPORT)